

SimpleSwing (SS8200)

Heavy Duty – Low Energy Operator

The Record SimpleSwing (SS8200) is a heavy duty low energy operator that can be specified for almost any interior or exterior application.

Everything needed to program and interface with most applications involving push buttons, access control, electric strikes and other electrified hardware is included.

The SimpleLynk communications display allows the installer to properly set-up and program the door operator onsite. On-board programming and diagnostics allow easy servicing by displaying the current status of the operator.

Available in push or pull, clear or dark bronze for single, pair or dual egress configurations.

Complies with the following standards.

ANSI/BHMA A156.19, UL325, UL228, UL10C.

Product features

Quiet Operation

SimpleLynk Display

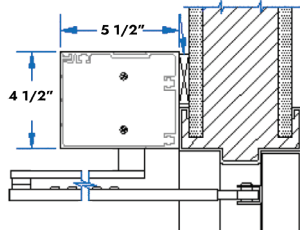
One Button Set-Up

Push or pull same unit

Software Based Control

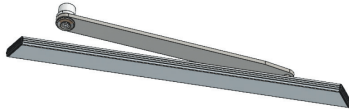
Electric Latch Assist assures closing in areas with heavy stack conditions

SS8200 Profile



Arms


Track Arm (supplied standard)



Standard Arm



Offset Arm



Technical Specs/Data

Header Size	5 1/2" x 4 1/2"
Motor Type	1/4 hp
Electrical Requirements)	120 VAC @ 15 amps 60hz
Simplelynk Communications Display	Yes
Max Door Weight	400 lbs (on 48" door)
Max Door Width	48" single, 99" dual
Operating Conditions	-40°F and +140°F
Power Supply	24V DC @ .5 amp for maglocks, electric strikes
Manual Opening/Closing Force	Adjustable 5 to 15 lbs.
Opening Angle - Track Arm	90 degrees
Opening Angle - Standard Arm	130 degrees
Push Reveal	Up to 12" with standard arm Up to 3" with track arm
Pull Reveal	Up to 6" with standard arm Up to 6" with track arm

Technical data subject to change without notice.

Standard Features:


- » Surface Mounted
- » Push or Pull Same Unit
- » Non-handed
- » Various Arm Options Available
- » Single, Pair Doors or Dual Egress
- » Clear or Dark Bronze



ADA



low energy



push pull



fire rated



UL 325



24 VDC